

CLIO CUP FRANCE & CENTRAL EUROPE

SPA EURO RACE

RACE 1 (25' +1 lap)

Provisional Classification

Drivers	Nat	Team	Vehicle	Class	Laps	Total Time	Gap	Kph	Best Lap		
									Lap	Time	Kph
1 2 Marc Guillot		MILAN COMPETITION		FRA	7	21:52.899	- 134.4		7	2:47.306	150.7
2 27 Benoit Castagne		RAIWOIT RACING		FRA	7	21:54.473	+1.574	134.3	2	2:47.410	150.6
3 177 Jeremy Sarhy		VIC TEAM		FRA	7	21:57.495	+4.596	134.0	2	2:48.168	149.9
4 105 Nicolas Milan		MILAN COMPETITION		FRA	7	21:59.208	+6.309	133.8	2	2:47.367	150.7
5 85 Thibaut Bossy		TEAM TB2S		FRA	7	22:00.303	+7.404	133.7	2	2:48.639	149.5
6 47 Dorian Guldenfels		RAIWOIT RACING		FRA	7	22:00.842	+7.943	133.6	2	2:48.076	150.0
7 211 Corentin Tierce		TIERCE RACING		FRA	7	22:01.197	+8.298	133.6	6	2:49.904	148.4
8 169 Jeremy Cury		CARMINE COMPETITION		FRA	7	22:03.560	+10.661	133.4	6	2:49.471	148.8
9 7 Mickael Carree		T2CM		FRA	7	22:03.686	+10.787	133.3	6	2:49.829	148.5
10 26 Pierre-Etienne Chaumat		TB2S		FRA	7	22:03.970	+11.071	133.3	6	2:49.025	149.2
11 34 Pierre Tierce		TIERCE RACING		FRA	7	22:04.086	+11.187	133.3	6	2:48.786	149.4
12 41 David Pajot		LMV SPORT		FRA	7	22:04.891	+11.992	133.2	7	2:49.613	148.7
13 123 Jordi Palomeras		MILAN COMPETITION		FRA	7	22:05.855	+12.956	133.1	7	2:47.912	150.2
14 111 Mathieu Lannepoudenz		MILAN COMPETITION		FRA	7	22:06.881	+13.982	133.0	7	2:50.225	148.1
15 155 Adeline Prudent		CARMINE COMPETITION		FRA	7	22:07.299	+14.400	133.0	7	2:50.260	148.1
16 117 Guillaume Savoldelli		TB2S		FRA	7	22:07.956	+15.057	132.9	7	2:49.190	149.0
17 12 Emmanuel Raffin		AUTOSPORT GP		FRA	7	22:09.696	+16.797	132.7	7	2:49.971	148.3
18 63 Stéphane Auriacombe		TIERCE RACING		FRA	7	22:11.785	+18.886	132.5	7	2:49.731	148.6
19 50 Gregory Touzalin		MILAN COMPETITION		FRA	7	22:17.540	+24.641	132.0	7	2:53.452	145.4
20 72 Kevin Jimenez		GPA RACING		FRA	7	22:17.741	+24.842	131.9	7	2:53.130	145.6
21 40 Vincent Brunerie		MILAN COMPETITION		FRA	7	22:18.218	+25.319	131.9	7	2:52.337	146.3
22 71 Euripides Hatzistefanis		TEAM VRT		FRA	7	22:18.420	+25.521	131.9	7	2:54.114	144.8
23 78 Jérôme Da Ros		CARMINE COMPETITION		FRA	7	22:18.921	+26.022	131.8	7	2:51.279	147.2
24 16 Come Raffin		AUTOSPORT GP		FRA	7	22:26.672	+33.773	131.1	7	2:53.259	145.5
25 110 Eric Rollery		CARMINE COMPETITION		FRA	7	22:28.253	+35.354	130.9	7	2:57.816	141.8
26 115 Samuel Raffin		AUTOSPORT GP		FRA	7	22:30.436	+37.537	130.7	7	2:57.577	142.0
27 69 Sebastiaan Bleekemolen	NLD	Team Bleekemolen		CE	7	24:25.825	+2:32.926	120.4	5	2:47.759	150.3
28 11 Tomas Pekar	CZE	Carpek Service		CE	7	24:27.388	+2:34.489	120.3	7	2:47.402	150.6
29 17 Albert Legulko	POL	BM Racing Team		CE	7	24:27.936	+2:35.037	120.2	7	2:47.325	150.7
30 31 Karol Urbaniak	POL	BM Racing Team		CE	7	24:28.291	+2:35.392	120.2	7	2:47.473	150.6
31 66 Niklas Mackschin	DEU	Ahrens Racing Team		CE	7	24:28.643	+2:35.744	120.2	6	2:47.669	150.4
32 3 Loris Prattes	DEU	Schläppi Race-Tec		CE	7	24:32.330	+2:39.431	119.9	7	2:48.563	149.6
33 20 Bartosz Paziewski	POL	Seyffarth Motorsport		CE	7	24:33.026	+2:40.127	119.8	7	2:47.280	150.7
34 25 Denis Bulatov	RUS	Seyffarth Motorsport		CE	7	24:33.468	+2:40.569	119.8	7	2:48.853	149.3
35 54 Michael Bleekemolen	NLD	Team Bleekemolen		CE	7	24:35.778	+2:42.879	119.6	5	2:49.393	148.8
36 55 Stephan Polderman	BEL	Team Bleekemolen		CE	7	24:36.055	+2:43.156	119.6	7	2:49.085	149.1
37 23 Sandra Soubek	AUT	MAIR Racing Ostirol		CE	7	24:36.701	+2:43.802	119.5	7	2:48.113	150.0
38 33 Daniel Nyffeler	CHE	No name fighter		CE	7	24:37.101	+2:44.202	119.5	6	2:49.470	148.8
39 5 Kevin Landwehr	DEU	Schlaug Motorsport		CE	7	24:38.058	+2:45.159	119.4	7	2:48.978	149.2
40 9 Andreas Stucki	CHE	Stucki Motorsport		CE	7	24:38.662	+2:45.763	119.4	7	2:48.533	149.6
41 56 Rene Steenmetz	NLD	Team Bleekemolen		CE	7	24:38.673	+2:45.774	119.4	6	2:48.900	149.3
42 57 Aarni Salminen	FIN	Salminen Racing		CE	7	24:39.357	+2:46.458	119.3	6	2:48.319	149.8
43 39 David Pouget	FRA	GPA RACING		CE	6	20:23.175	1 Lap	123.7	2	2:47.821	150.2
44 6 René Leutenegger	CHE	No name fighter		CE	6	21:52.654	1 Lap	115.3	6	2:49.937	148.4
45 44 Lisa Brunner	DEU	Stucki Motorsport		CE	6	21:53.443	1 Lap	115.2	6	2:51.018	147.4
46 4 Tomasz Wojcik	DEU	Stucki Motorsport		CE	6	22:03.712	1 Lap	114.3	5	2:54.966	144.1
47 77 Dominique Schaak	DEU	Ahrens Racing Team		CE	6	22:04.127	1 Lap	114.3	5	2:56.321	143.0
48 19 Robin Rogalski	POL	Seyffarth Motorsport		CE	6	22:04.170	1 Lap	114.2	6	2:55.138	144.0
49 24 Antonio Citera	AUT	RTM Motorsport		CE	6	22:19.652	1 Lap	112.9	6	2:59.086	140.8
50 30 Max Zschuppe	DEU	Seyffarth Motorsport		CE	5	19:37.850	2 Laps	107.0	2	3:00.998	139.3
51 144 Veesh Shunker	FRA	CLAIRET SPORT		CE	5	22:36.580	2 Laps	92.9	5	2:51.938	146.6
52 15 Lucas Groeneveld	POL	Certainty Racing Team		CE							

Pole Position

Fastest Lap

Lap 7	Bartosz Paziewski	2:47.280	150.7 Kph
-------	-------------------	----------	-----------

Published at: 16:30


Race Director:

Joel DO VALE
RACE DIRECTOR
FFSA 7681

Timekeeper:

Track Status:

DRY



CLIO CUP FRANCE & CENTRAL EUROPE SPA EURO RACE RACE 1

Provisional Classification by Class

Nr. Driver	Nat	Team	Car	Laps	Total Time	Gap	Kph	Best Lap			
								Lap	Time	Kph	
CE											
1	69	Sebastian Bleekemolen	NLD	Team Bleekemolen	7	24:25.825		120.4	5	2:47.759	150.3
2	11	Tomas Pekar	CZE	Carpek Service	7	24:27.388	+1.563	120.3	7	2:47.402	150.6
3	17	Albert Legutko	POL	BM Racing Team	7	24:27.936	+2.111	120.2	7	2:47.325	150.7
4	31	Karol Urbaniak	POL	BM Racing Team	7	24:28.291	+2.466	120.2	7	2:47.473	150.6
5	66	Niklas Mackschin	DEU	Ahrens Racing Team	7	24:28.643	+2.818	120.2	6	2:47.669	150.4
6	3	Loris Prattes	DEU	Schlappi Race-Tec	7	24:32.330	+6.505	119.9	7	2:48.563	149.6
7	20	Bartosz Paziewski	POL	Seyffarth Motorsport	7	24:33.026	+7.201	119.8	7	2:47.280	150.7
8	25	Denis Bulatov	RUS	Seyffarth Motorsport	7	24:33.468	+7.643	119.8	7	2:48.853	149.3
9	54	Michael Bleekemolen	NLD	Team Bleekemolen	7	24:35.778	+9.953	119.6	5	2:49.393	148.8
10	55	Stephan Polderman	BEL	Team Bleekemolen	7	24:36.055	+10.230	119.6	7	2:49.085	149.1
11	23	Sandro Soubek	AUT	MAIR Racing Osttirol	7	24:36.701	+10.876	119.5	7	2:48.113	150.0
12	33	Daniel Nyffeler	CHE	No name fighter	7	24:37.101	+11.276	119.5	6	2:49.470	148.8
13	5	Kevin Landwehr	DEU	Schlaug Motorsport	7	24:38.058	+12.233	119.4	7	2:48.978	149.2
14	9	Andreas Stucki	CHE	Stucki Motorsport	7	24:38.662	+12.837	119.4	7	2:48.533	149.6
15	56	Rene Steenmetz	NLD	Team Bleekemolen	7	24:38.673	+12.848	119.4	6	2:48.900	149.3
16	57	Aarni Salminen	FIN	Salminen Racing	7	24:39.357	+13.532	119.3	6	2:48.319	149.8
17	6	René Leutenegger	CHE	No name fighter	6	21:52.654	1 Laps	115.3	6	2:49.937	148.4
18	44	Lisa Brunner	DEU	Stucki Motorsport	6	21:53.443	1 Laps	115.2	6	2:51.018	147.4
19	4	Tomasz Wojcik	DEU	Stucki Motorsport	6	22:03.712	1 Laps	114.3	5	2:54.966	144.1
20	77	Dominique Schaak	DEU	Ahrens Racing Team	6	22:04.127	1 Laps	114.3	5	2:56.321	143.0
21	19	Robin Rogalski	POL	Seyffarth Motorsport	6	22:04.170	1 Laps	114.2	6	2:55.138	144.0
22	24	Antonio Citera	AUT	RTM Motorsport	6	22:19.652	1 Laps	112.9	6	2:59.086	140.8
23	30	Max Zschuppe	DEU	Seyffarth Motorsport	5	19:37.850	2 Laps	107.0	2	3:00.998	139.3
24	15	Lucas Groeneveld	POL	Certainty Racing Team							

Published at: 16:30


Track Status: **DRY**

Race Director:

Joel DO VALE
RACE DIRECTOR
FFSA 7681

Timekeeper:

[Signature]



CLIO CUP FRANCE & CENTRAL EUROPE

SPA EURO RACE

RACE 1

Provisional Classification by Class

Nr. Driver	Nat	Team	Car	Laps	Total Time	Gap	Kph	Best Lap		
								Lap	Time	Kph
FRA										
1	2	Marc Guillot	MILAN COMPETITION	7	21:52.899		134.4	7	2:47.306	150.7
2	27	Benoit Castagne	RAIWOIT RACING	7	21:54.473	+1.574	134.3	2	2:47.410	150.6
3	177	Jeremy Sarhy	VIC TEAM	7	21:57.495	+4.596	134.0	2	2:48.168	149.9
4	105	Nicolas Milan	MILAN COMPETITION	7	21:59.208	+6.309	133.8	2	2:47.367	150.7
5	85	Thibaut Bossy	TEAM TB2S	7	22:00.303	+7.404	133.7	6	2:48.639	149.5
6	47	Dorian Guldenfels	RAIWOIT RACING	7	22:00.842	+7.943	133.6	2	2:48.076	150.0
7	211	Corentin Tierce	TIERCE RACING	7	22:01.197	+8.298	133.6	6	2:49.904	148.4
8	169	Jeremy Curty	CARMINE COMPETITION	7	22:03.560	+10.661	133.4	6	2:49.471	148.8
9	7	Mickael Carree	T2CM	7	22:03.686	+10.787	133.3	6	2:49.829	148.5
10	26	Pierre-Etienne Chaumat	TB2S	7	22:03.970	+11.071	133.3	6	2:49.025	149.2
11	34	Pierre Tierce	TIERCE RACING	7	22:04.086	+11.187	133.3	6	2:48.786	149.4
12	41	David Pajot	LMV SPORT	7	22:04.891	+11.992	133.2	7	2:49.613	148.7
13	123	Jordi Palomeras	MILAN COMPETITION	7	22:05.855	+12.956	133.1	7	2:47.912	150.2
14	111	Mathieu Lannepoudenx	MILAN COMPETITION	7	22:06.881	+13.982	133.0	7	2:50.225	148.1
15	155	Adeline Prudent	CARMINE COMPETITION	7	22:07.299	+14.400	133.0	7	2:50.260	148.1
16	117	Guillaume Savoldelli	TB2S	7	22:07.956	+15.057	132.9	7	2:49.190	149.0
17	12	Emmanuel Raffin	AUTOSPORT GP	7	22:09.696	+16.797	132.7	7	2:49.971	148.3
18	63	Stéphane Auriacombe	TIERCE RACING	7	22:11.785	+18.886	132.5	7	2:49.731	148.6
19	50	Gregory Touzalin	MILAN COMPETITION	7	22:17.540	+24.641	132.0	7	2:53.452	145.4
20	72	Kevin Jimenez	GPA RACING	7	22:17.741	+24.842	131.9	7	2:53.130	145.6
21	40	Vincent Brunerie	MILAN COMPETITION	7	22:18.218	+25.319	131.9	7	2:52.337	146.3
22	71	Euripides Hatzistefanis	TEAM VRT	7	22:18.420	+25.521	131.9	7	2:54.114	144.8
23	78	Jérôme Da Ros	CARMINE COMPETITION	7	22:18.921	+26.022	131.8	7	2:51.279	147.2
24	16	Come Raffin	AUTOSPORT GP	7	22:26.672	+33.773	131.1	7	2:53.259	145.5
25	110	Eric Rollery	CARMINE COMPETITION	7	22:28.253	+35.354	130.9	7	2:57.816	141.8
26	115	Samuel Raffin	AUTOSPORT GP	7	22:30.436	+37.537	130.7	7	2:57.577	142.0
27	39	David Pouget	GPA RACING	6	20:23.175	1 Laps	123.7	2	2:47.821	150.2
28	144	Veenesh Shunker	CLAIRET SPORT	5	22:36.580	2 Laps	92.9	5	2:51.938	146.6


Published at: 16:33

Track Status: **DRY**

Race Director:

Joel DO VALE
RACE DIRECTOR
FFSA 7681

Timekeeper:



CLIO CUP FRANCE & CENTRAL EUROPE
SPA EURO RACE
RACE 1

Provisional Classification by Group

Nr. Driver	Nat	Team	Car	Laps	Total Time	Gap	Kph	Best Lap			
								Lap	Time	Kph	
CE-G											
1	54	Michael Bleekemolen	NLD	Team Bleekemolen	7	24:35.778		119.6	5	2:49.393	148.8
2	55	Stephan Polderman	BEL	Team Bleekemolen	7	24:36.055	+0.277	119.6	7	2:49.085	149.1
3	56	Rene Steenmetz	NLD	Team Bleekemolen	7	24:38.673	+2.895	119.4	6	2:48.900	149.3
4	6	René Leutenegger	CHE	No name fighter	6	21:52.654	1 Laps	115.3	6	2:49.937	148.4
5	24	Antonio Citera	AUT	RTM Motorsport	6	22:19.652	1 Laps	112.9	6	2:59.086	140.8

Published at: 16:30

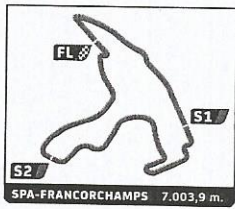
Track Status: **DRY**

Race Director:

Joel DO VALE
RACE DIRECTOR
FFSA 7681

Timekeeper:

[Signature]
Jusevo



CLIO CUP FRANCE & CENTRAL EUROPE
SPA EURO RACE
RACE 1

Provisional Classification by Group

Nr. Driver	Nat	Team	Car	Laps	Total Time	Gap	Kph	Best Lap			
								Lap	Time	Kph	
CE-R											
1	17	Albert Legutko	POL	BM Racing Team	7	24:27.936		120.2	7	2:47.325	150.7
2	31	Karol Urbaniak	POL	BM Racing Team	7	24:28.291	+0.355	120.2	7	2:47.473	150.6
3	3	Loris Prattes	DEU	Schläppi Race-Tec	7	24:32.330	+4.394	119.9	7	2:48.563	149.6
4	20	Bartosz Paziewski	POL	Seyffarth Motorsport	7	24:33.026	+5.090	119.8	7	2:47.280	150.7
5	25	Denis Bulatov	RUS	Seyffarth Motorsport	7	24:33.468	+5.532	119.8	7	2:48.853	149.3
6	5	Kevin Landwehr	DEU	Schlaug Motorsport	7	24:38.058	+10.122	119.4	7	2:48.978	149.2
7	19	Robin Rogalski	POL	Seyffarth Motorsport	6	22:04.170	1 Laps	114.2	6	2:55.138	144.0
8	30	Max Zschuppe	DEU	Seyffarth Motorsport	5	19:37.850	2 Laps	107.0	2	3:00.998	139.3
9	15	Lucas Groeneveld	POL	Certainty Racing Team							

Published at: 16:30

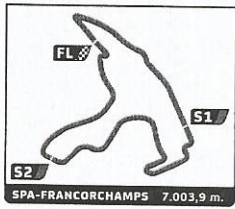
Track Status: **DRY**

Race Director:

Joel DO VALE
RACE DIRECTOR
FFSA 7681

Timekeeper:

[Signature]



CLIO CUP FRANCE & CENTRAL EUROPE
SPA EURO RACE
RACE 1

Provisional Classification by Group

Nr. Driver	Nat	Team	Car	Laps	Total Time	Gap	Kph	Best Lap		
								Lap	Time	Kph
FRA-G										
1	7	Mickael Carree	T2CM	7	22:03.686		133.3	6	2:49.829	148.5
2	41	David Pajot	LMV SPORT	7	22:04.891	+1.205	133.2	7	2:49.613	148.7
3	12	Emmanuel Raffin	AUTOSPORT GP	7	22:09.696	+6.010	132.7	7	2:49.971	148.3
4	63	Stéphane Auriacombe	TIERCE RACING	7	22:11.785	+8.099	132.5	7	2:49.731	148.6
5	50	Gregory Touzalin	MILAN COMPETITION	7	22:17.540	+13.854	132.0	7	2:53.452	145.4
6	71	Eurípides Hatzistefanis	TEAM VRT	7	22:18.420	+14.734	131.9	7	2:54.114	144.8
7	110	Eric Rollery	CARMINE COMPETITION	7	22:28.253	+24.567	130.9	7	2:57.816	141.8
8	115	Samuel Raffin	AUTOSPORT GP	7	22:30.436	+26.750	130.7	7	2:57.577	142.0

Published at: *16:30*


Track Status: **DRY**

Race Director:

Joel DO VALE
RACE DIRECTOR
FFSA 7681

Timekeeper:

[Signature]





CLIO CUP FRANCE & CENTRAL EUROPE
SPA EURO RACE
RACE 1

Provisional Classification by Group

Nr. Driver	Nat	Team	Car	Laps	Total Time	Gap	Kph	Best Lap		
								Lap	Time	Kph
FRA-J										
1	47	Dorian Guldenfels	RAIWOIT RACING	7	22:00.842		133.6	2	2:48.076	150.0
2	211	Corentin Tierce	TIERCE RACING	7	22:01.197	+0.355	133.6	6	2:49.904	148.4
3	34	Pierre Tierce	TIERCE RACING	7	22:04.086	+3.244	133.3	6	2:48.786	149.4
4	111	Mathieu Lannepoudenx	MILAN COMPETITION	7	22:06.881	+6.039	133.0	7	2:50.225	148.1
5	155	Adeline Prudent	CARMINE COMPETITION	7	22:07.299	+6.457	133.0	7	2:50.260	148.1
6	72	Kevin Jimenez	GPA RACING	7	22:17.741	+16.899	131.9	7	2:53.130	145.6
7	40	Vincent Brunerie	MILAN COMPETITION	7	22:18.218	+17.376	131.9	7	2:52.337	146.3
8	16	Come Raffin	AUTOSPORT GP	7	22:26.672	+25.830	131.1	7	2:53.259	145.5

Published at: 16:30

Track Status: **DRY**

Race Director: 	Timekeeper: 
--	---